

## MCHENRY COUNTY ACTION TEAM



## Partnering to Better Serve Children and Families in Our Community

### *Permanency Enhancement Project*

*Presentation Developed by NIU  
Center for Child Welfare and  
Education*

## PERMANENCY IN ILLINOIS

- ▶ Illinois is one of the lowest performing states as it pertains to permanency
- ▶ Median length of stay in foster care in Illinois is 32.7 months (as of 09-30-15\*)
- ▶ Cases open after 36 months
  - African American – 44%
  - Hispanic – 34%
  - White – 31%

\*Data Source: Fostering Court Improvement  
<http://fosteringcourtimprovement.org/il/DCFSRegion/Northern/>

## CHILDREN OF COLOR IN CHILD WELFARE

- ▶ Higher occurrence of placement changes
- ▶ Stay in the system longer
- ▶ Less likely to be adopted
- ▶ Less likely to be reunified
- ▶ Receive fewer supports

Child Welfare Information Gateway. (2011). Addressing racial disproportionality in child welfare. Washington, DC: U.S. Department of Health and Human Services, Children's Bureau.

## NORTHERN REGION PEP VISION

Improve permanency outcomes and reduce disproportionality and disparity of children of color in foster care in partnership with the communities



## COMMON TERMS IN DESCRIBING OUTCOMES

Disproportionality



The over or underrepresentation of a particular group in a program or system.

Disparity



The differences observed in treatment, outcomes, resources and services between two or more groups.

Equality



**Everyone** should be treated in exactly the same way.

Equity



**Everyone** should be treated in ways that meet their specific needs so they have a fair opportunity to achieve their potential.

## PEP REGIONAL GOALS

- ▶ Improve remain home permanency outcomes
- ▶ Improve return home permanency outcomes
- ▶ Improve adoption/guardianship permanency outcomes
- ▶ Reduce disproportionality and disparate outcomes of African American and Hispanic youth in foster care



## PEP HISTORY

- Partnership with DCFS African American Advisory Council, Illinois African American Family Commission, Universities\*
- Focus groups with stakeholders, town hall meetings, community forums, and regional symposiums
- Anti-racism training for DCFS staff and communities
- Partner with community to form and sustain action teams co-led by DCFS and community representative

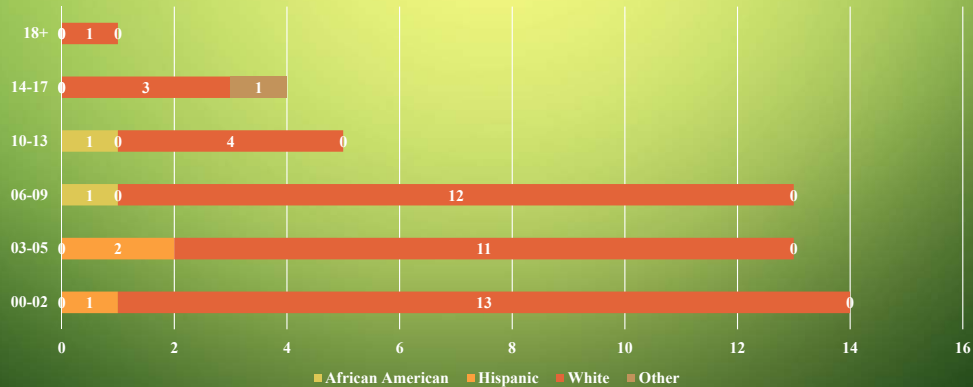
\*Partnership Universities include Illinois State University, Southern Illinois University (Edwardsville), Northern Illinois University, and University of Illinois at Chicago.

## YOUTH IN FOSTER CARE IN MCHENRY COUNTY

- How many are there?
- How old are they?
- Where do they live?
- What are their permanency goals?

## YOUTH ENTERING FOSTER CARE IN MCHENRY COUNTY

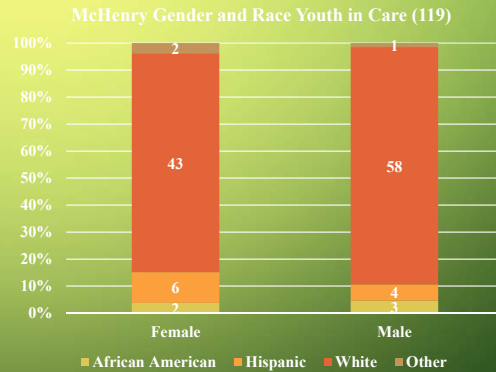
McHenry Age and Race Youth Entering Care (50)



Data Source: DCFS Quality Assurance, 07/01/17 – 06/30/18

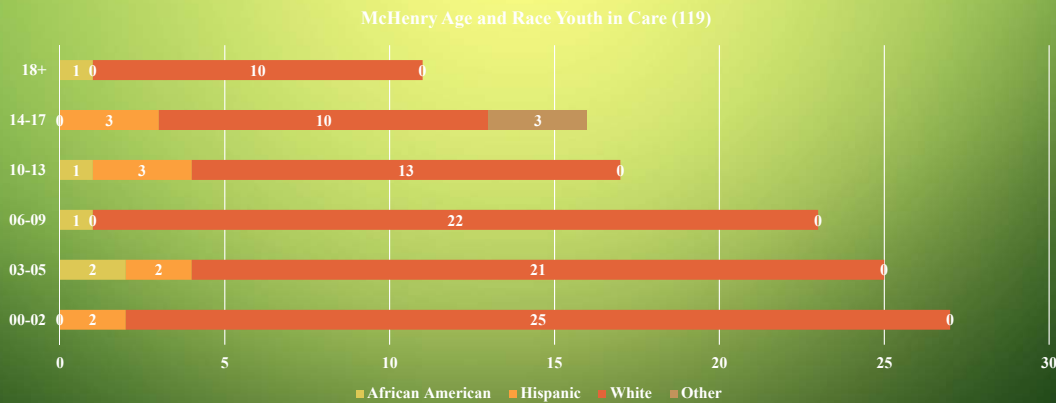
## NUMBER OF YOUTH IN FOSTER CARE IN MCHENRY COUNTY

- ▶ 119 Total Children
- ▶ 53 Female (45%)
- ▶ 66 Male (55%)



Data Source: DCFS Quality Assurance, 07/01/17 – 06/30/18

## AGE OF YOUTH IN FOSTER CARE IN MCHENRY COUNTY



Data Source: DCFS Quality Assurance, 07/01/17 – 06/30/18

## WHERE THE CHILDREN LIVE

- ▶ Foster/Relative homes – 94
- ▶ Residential – 9
- ▶ Other Institutions – 11
- ▶ Independent Living – 2
- ▶ Other Care – 3

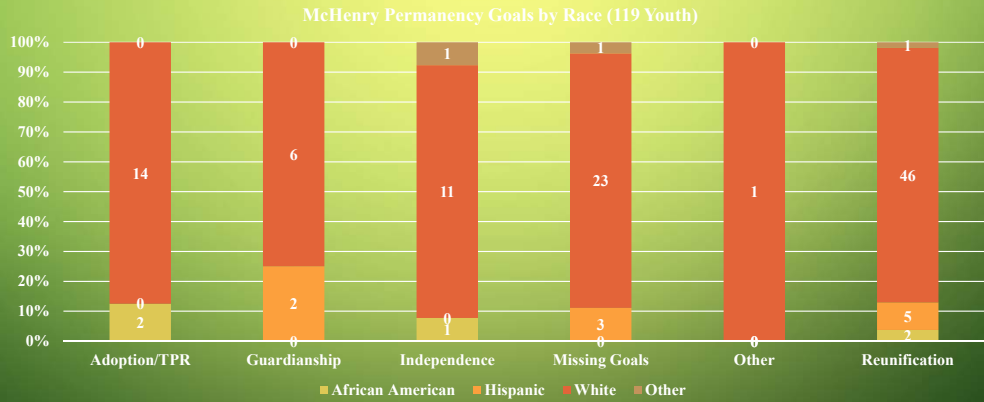


Data Source: DCFS Quality Assurance, 07/01/17 – 06/30/18

## PERMANENCY GOALS OF YOUTH IN CARE IN MCHENRY COUNTY

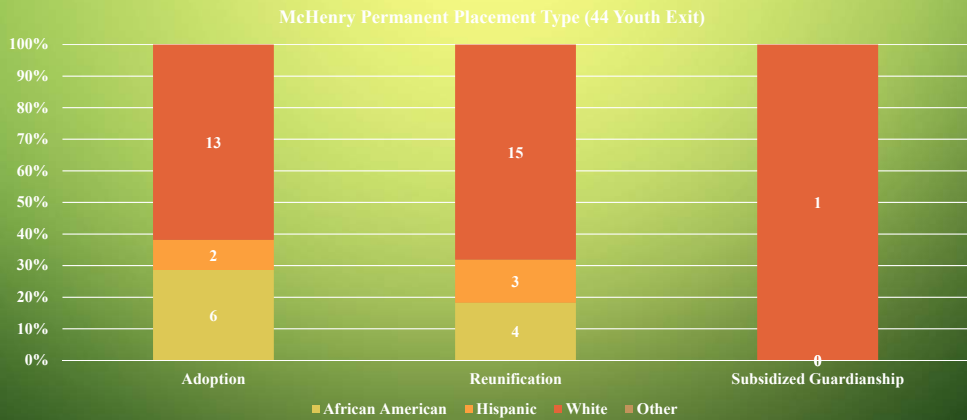
- Foster Care is meant to be temporary, not permanent.
- The permanency goals for foster care children are:
  - ▶ Return Home 45%
  - ▶ Adoption and Guardianship 20%
  - ▶ Independence 11%
  - ▶ Other 1%

## PERMANENCY GOALS FOR YOUTH IN CARE



Data Source: DCFS Quality Assurance, 07/01/17 – 06/30/18

## YOUTH EXITING FOSTER CARE IN MCHENRY COUNTY



Data Source: DCFS Quality Assurance, 07/01/17 – 06/30/18



## ALLEGATION SUBSTANTIATION PROCESS

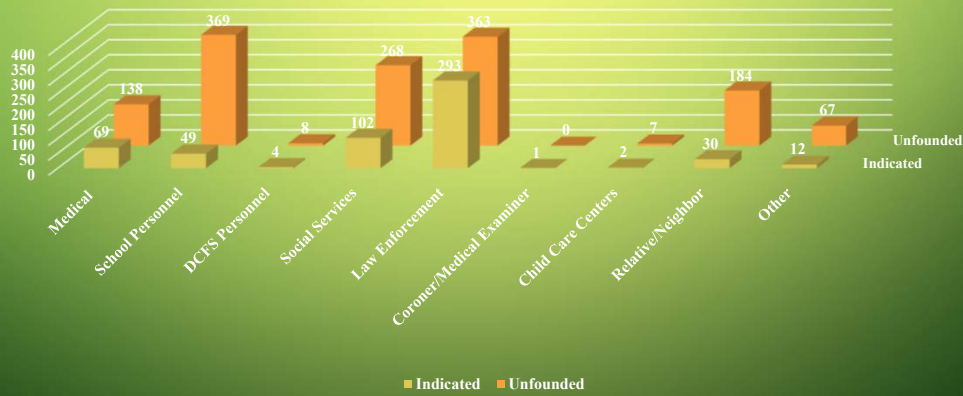
- ▶ Hotline Report – hotline decides whether to accept a report of abuse or neglect based on DCFS guidelines
- ▶ Investigation – each report is investigated for evidence of abuse and or neglect and risk of danger in the home
- ▶ Unfounded Allegation – no credible evidence of abuse or neglect
- ▶ Indicated Allegation – found credible evidence of abuse or neglect, report is substantiated

## Sources of Reports

- ▶ Law Enforcement (656) and School Personnel (418) filed the highest number of reports
- ▶ School Personnel (88%) and Relative/Neighbor (86%) had the highest percent of unfounded reports within each group's total number of reports

# SOURCES OF REPORTS

McHenry Source of Reports



Data Source: DCFS Quality Assurance, 07/01/17 – 06/30/18

# ABUSE AND NEGLECT ALLEGATIONS

- Total Allegations Reported      2,879
- Indicated Allegations            670 (23.3%)
- Abuse Allegations                    965
  - Indicated Abuse Harms            153 (15.9%)
- Neglect Allegations                  1,914
  - Indicated Neglect Harms        517 (27%)

NOTE: there are more than 2x more neglect cases indicated than abuse cases

Data Source: DCFS Quality Assurance, 07/01/17 – 06/30/18

## TOP INDICATED ALLEGATIONS IN MCHENRY COUNTY

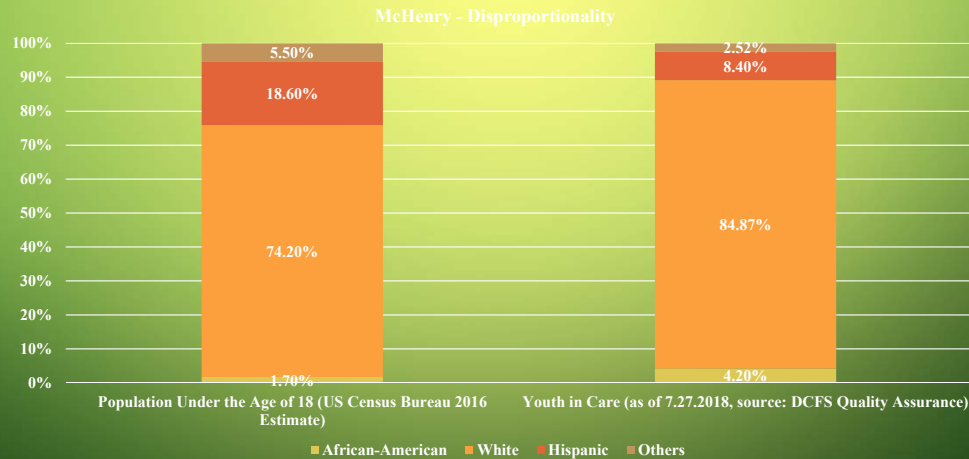
Indicated Abuse Category	
Substantial risk of injury/Substantial risk of sexual injury	68
Sexual abuse	44
Physical abuse	35
Indicated Neglect Category	
Blatant disregard	390
347 indicated allegations of blatant disregard - substantial risk of injury	
Lack of supervision	98
Environmental neglect	27

Data Source: DCFS Quality Assurance, 07/01/17 – 06/30/18

## DISPROPORTIONALITY

- Disproportionality in child welfare refers to differences in the percentage of children of a certain racial / ethnic group in the population when compared to the percentage of the children of the same group in the child welfare system

# DISPROPORTIONALITY



Foster Care Population retrieved from DCFS Quality Assurance, 07/01/17 – 06/30/18

# DISPROPORTIONALITY

- African American children comprise 1.7% of the total youth population in McHenry County, but 4.2% of youth are in the foster care
- Hispanic youth are less represented in the foster care system (18.6%) than they are in the total youth population in McHenry County (8.4%)

